

# Vacuum-Assisted Birth

PREVENT INFECTION

PROVIDE RESPECTFUL CARE

## Confirm indications



Fetal distress



Prolonged second stage of labor



Maternal exhaustion



Indications to avoid pushing

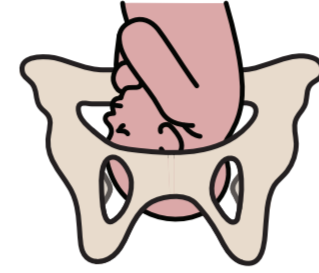
## Assess for criteria



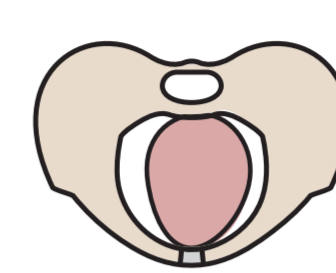
Cervix 10 cm



Cephalic presentation



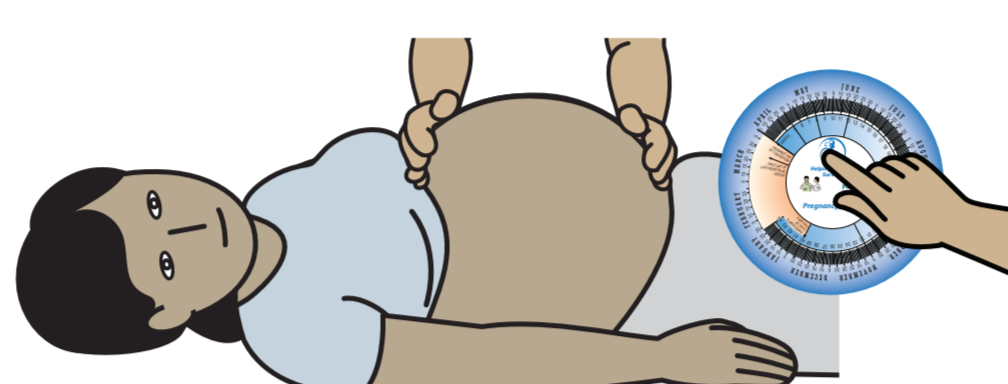
Descent 0-2/5 / Station 0



Occiput position



Efficient contractions (3+/10 min, lasting at least 40 sec)



Gestational age at least 34 weeks



Estimated fetal weight  $\geq 2500$  g, but  $< 4000$  g

## Classify

First stage of labor or Prolonged second stage, but no other indications  
See Prolonged & Obstructed Labor

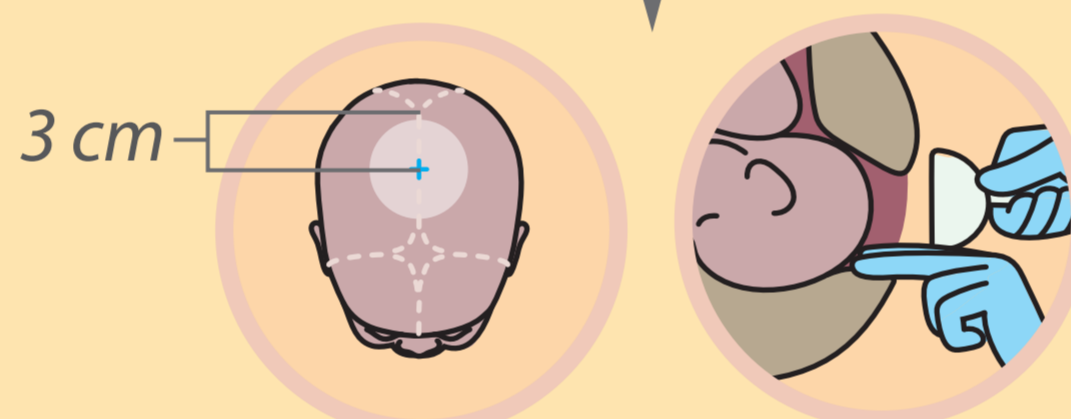
CPD / Obstruction, indications for cesarean  
Pre-referral / Pre-op care

Meets criteria  
**Obtain consent**  
**Prepare woman**

Empty bladder, rupture membranes

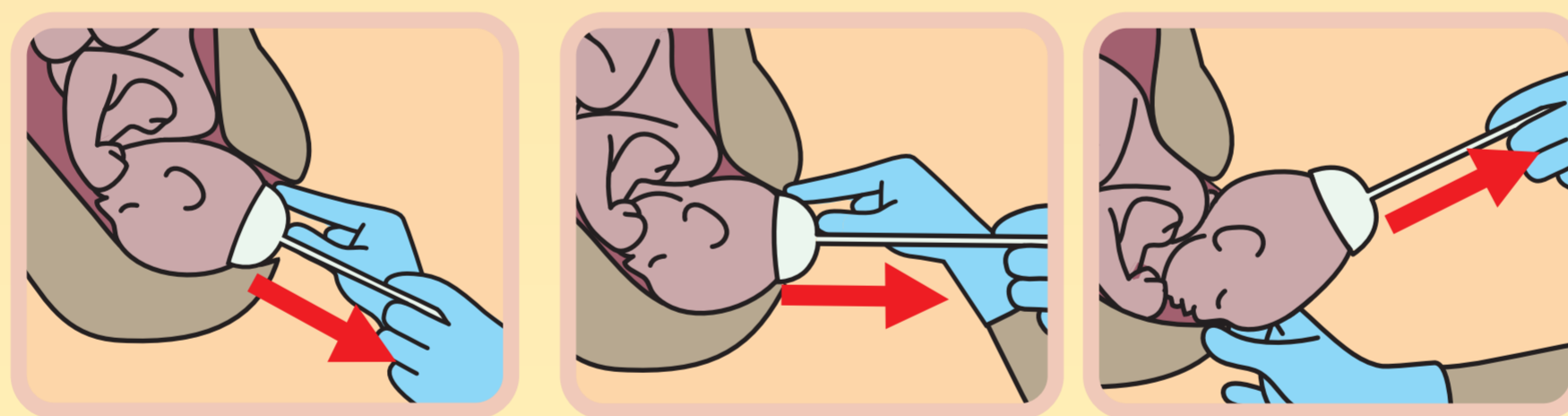


Prepare equipment, staff and delivery room



Locate flexion point and apply cup over flexion point

Create vacuum



Do not perform routine episiotomy!

## Assess

Check after every contraction	FHR Visible descent Contractions Liquor status Application of cup Woman's mood
Check every 30 min	Pulse
Check if not done within last - 2 hours	Temperature Bladder
- 4 hours	BP

Only pull during contractions

Abandon vacuum if:  
The cup slips off 3 times  
OR  
No descent after 3 pulls  
OR  
No delivery after 30 minutes  
OR  
Evidence of scalp trauma  
Seek advanced care



Deliver head  
Remove cup



Support birth  
Prepare for shoulder dystocia

Assess for injury and complications

Monitor closely



Continue care